



APEX - HEAVY DUTY CONCRETE SEALERS



COLOURS AVAILABLE



Limestone



Beach Sand



Terracotta



Light Grey



Mid Grey




Basalt




BG COATINGS
PAINT MANUFACTURER

www.bgcoatings.com.au


Range: APEX – AVAILABLE IN GLOSS , SATIN, MATT AND ASSORTED COLOURS



FEATURE LIMESTONE
CONCRETE



LIMESTONE PAVING



DECORATIVE PAVING



USING A BACK SPRAYER

BG APEX Sealer Colour range is an Industrial professional 1-k Paint Sealer system which is easy to apply. It penetrates deep into the surface area to increase and protect your floor's life-span and it enhances the visual colour finish of your coated concrete surface. Excellent Resistance 1-K Paint Sealer System for petroleum, alkalis, hydraulic fluids and water.

Area of Use:

Warehouses & Factories, Showrooms & Workshops; Driveways, Petrol Stations

Suitable Substrates:

Concrete floor, -pavers, -driveways, -walkways

Surface Preparation:

Remove all foreign mattes and ensure that you have a clean dry surface; water pressure cleaner is recommended.

Test Process Prior to Painting:

To test for build-up of moisture, tape down an area with clear plastic and let it rest overnight. If there is condensation build-up below the plastic area, then the surface is not dry enough to apply the 1st coat of BG-Floor-Heavy Duty Sealer; you can also purchase a hygrometer and check surface moisture content; which should be less than 5%.

Application Tools:

Lambswool roller (Solvent Resistant) or Airless Spray System.

Application Conditions-Do not paint if:

- Ambient Temperature over 35°C;
- Ambient Temperature below 10°C;
- When Rain is forecast within 48 hours;
- Humidity >75%

Product Preparation:

Safety Note: Wear safety glasses and full PPE before working with this product

Mix BG Sealer 13Lt container well for approximately 1 Minute; slowly add BG Colour Tint into BG Sealer and mix well for 5 Minutes. Always mix well before applying.

Application Process:

We recommend painting a small area to check the desired colour finish.

Ensure that the 1st coat is diluted with BG- Heavy Duty Floor Thinner as this is imperative for adhesion, resistance and lifespan of this coatings system; the 2nd coat of BG Floor- Heavy Duty Sealer does not need to be diluted. Apply the coats in an opposite direction as this will ensure proper levelling and covering of all painted areas.

Add anti slip additive to your first coat-follow instruction on BG Anti Slip Additive container. Use Anti Slip Additive for any sloping or slippery surface.

Thinning Ratio:

BG Floor- Heavy Duty Floor Thinner up to 20% volume of BG Floor- Heavy Duty Sealer for 1st coat.

Recoat Time:

Recoat time is temperature related; at 25C it is 2-4 hours; Walkable the next day; Fully cured after 7 days.

Clean up:

Application equipment can be cleaned with BG Floor-Heavy Duty Floor Thinner

Additional Product Information:

- Transport Hazard Class: 3;
- Pack size: 13 Litre + 2Lt. colourant concentration -tinted system;
- Packsize: 20 litres untinted system;
- Additional Information is listed in the Safety Data Sheet.

For pricing and more
information call:
1300 894 994

U4/34 Truganina Road MALAGA,
Western Australia 6090

Ph: 1300 894 994
Email: info@bgcoatings.com.au
Website: www.bgcoatings.com.au



BG COATINGS
PAINT MANUFACTURER